



RICE COOKERS
RICE WARMER
RICE COOKER AND WARMER
SOUP KETTLE



Distributed by:



Robalec Rice Cookers & Soup Kettle

Roband Australia carefully sources a selection of commercial food service products that are manufactured overseas to meet the diverse needs of Australian food service establishments.

With Thai, Chinese, Japanese, Indian and other multi-cultural cuisines proving to be very popular with diners, Roband Australia recognises the need for reliable, efficient rice preparation. We offer three types of rice preparation machines – three rice cookers, a rice cooker with a keep-warm function and a stand-alone rice warmer. Years of research and development has culminated in machines that deliver the very best quality of steamed rice.

Soup will always be a much loved menu choice for Australians, particularly in winter. Roband Australia offers stylish soup kettles for attractively displaying and marketing your soup to customers whilst keeping it at the desired serving temperature.



Rice Cookers

Available in three sizes providing 30, 39 or 55 cooked rice portions, the simple one-touch operation of the Robalec rice cookers make them the ideal tool for rice production in busy establishments.

Features

- Large 5.4 litre (30 portion), 7.2 litre (39 portion) or 10 litre (55 portion) capacity
- Easy one-touch operation
- Non-stick coated rice bowl
- Easy to use
- Auto shut-off
- Burn-proof pad (SW5400) or rice napkin (SW7200 & SW10000)
- Measuring cup and spoon included




SW10000 pictured

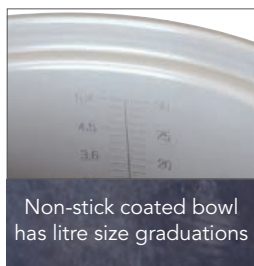
SW5400 pictured

SW7200 pictured

Cup and spoon included



See-through lid



Non-stick coated bowl has litre size graduations



Easy one-touch operation

Specifications

Model:	SW5400	SW7200	SW10000
Capacity:	5.4 litres	7.2 litres	10 litres
Power:	1850 Watts	2300 Watts	2990 Watts
Current:	8.0 Amps	10 Amps	13 Amps
Connection:	10 Amp plug	10 Amp plug	15 Amp plug
Dimensions: (Height x Dia)	360 x 370 (mm)	360 x 530 (mm)	390 x 530 (mm)

Rice Cooker & Warmer

With a 35 portion capacity and the versatility to cook and keep large volumes of cooked rice warm, the Robalec SW6000 is a must for busy food service establishments. The unit features simple one-touch operation plus automatic switch over to keep-warm function after rice has cooked. Additionally with a thermally insulated bowl and gasket sealed lid, set and forget rice preparation becomes a reality.

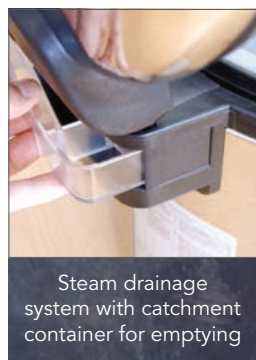
Features

SW6000 pictured

- Large 35 portion capacity
- Easy one-touch operation
- Solid stainless steel body and lid
- Non-stick coated rice bowl
- Keep warm function
- Auto shut-off
- Steam release valve
- Burn-proof pad
- Measuring cup and spoon included



Cup and spoon included



Steam drainage system with catchment container for emptying



Keep-warm function keeps rice warm



Gasket sealing lid

Specifications

Model: SW6000

Capacity: _____ 6 litres

Power: _____ 1850 Watts

Current: _____ 8.0 Amps

Connection: _____ 10 Amp plug

Dimensions: ____360 High x 470 Dia (mm)

Rice Warmer

The Robalec Rice Warmer keeps rice that is already cooked, warm until it's served. The benefit of a stand alone rice warmer is that it frees up your rice cooker to enable further production of rice. The SW9600 has a large 55 portion capacity so it's possible to have large volumes of rice available for your peak periods.

Features

- Ideal solution for keeping large volumes of cooked rice warm (keeps rice warm only)
- 9.6 litre, 55 portion capacity
- Non-stick coated bowl
- Stainless steel body and lid
- Steam drainage system with catchment container for emptying



Gasket sealing lid

Specifications

Model: SW9600

Capacity: _____ 9.6 litres

Power: _____ 95 Watts

Current: _____ 0.4 Amps

Connection: _____ 10 Amp plug

Dimensions: ____425 High x 430 Dia (mm)



SW9600 pictured



Spoon included

Soup Kettle

Promote your soup offering appealingly in the Robalec Soup Kettle. With a large 10.8 litre capacity and power saving design, the Robalec Soup kettle is right at home in any commercial situation.

Features

- Can be taken apart for easy cleaning
- Glass filled nylon outer casing for reduced heat transfer
- Rim designed to return condensation back into soup
- Designed to accommodate ladle handle when lid closed



SW1200 pictured



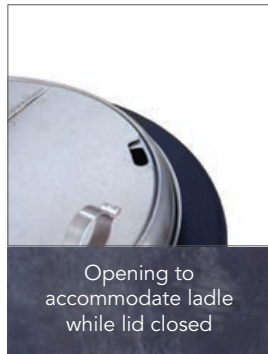
Can be taken apart for easy cleaning




Glass filled nylon outer casing for reduced heat transfer



Specially designed rim to allow condensation to go back into soup



Opening to accommodate ladle while lid closed



Hinged lid for stirring and serving

Specifications

Model: SW1200

Capacity: _____ 10.8 litres

Power: _____ 520 Watts

Current: _____ 2.3 Amps

Connection: _____ 10 Amp plug

Dimensions: ____370 High x 405 Dia (mm)

Robalec is a trademark of Roband Australia Pty Ltd.

All standard Robalec products are designed to run at 220-240V per phase, 50Hz.

All dimensions are nominal only. All information contained in this brochure should serve as a guide only and is subject to change without notice due to constant research and development.

The Robalec™ logo is a registered trademark of Roband Australia Pty. Ltd.

© 2019 Roband Australia Pty. Ltd. ACN 003 049 063 ABN 34 864 327 105

® is a registered trademark of Roband Australia Pty. Ltd.

Exclusively distributed by:



Roband Australia Pty Ltd

1 Inman Road,

Cromer, NSW 2099

Australia

Tel: +61 2 9971 1788

Fax: +61 2 9971 1336

Email: sales@roband.com.au

Distributor: