

## Grill Max Toaster

The Roband Grill Max toaster series is a statement of minimalist design with great functionality. It's timeless look belies a machine that is simple to use, functional, reliable and economical.

Used for a variety of food preparation, from grilled food to open melts and toasted sandwiches these machines are well designed to maximise speed whilst operating efficiently.

For energy efficient operation, set the energy regulator to a low setting to keep elements warm. When the timer dial is turned on, full power is delivered to elements for toasting during the timed period, overriding the low setting and with a quick heat up time. The Grill Max toaster then reverts back to the low temperature to keep food warm until ready to be removed and served.

Featuring either stainless steel elements for prolonged element life and good heat retention or glass elements for rapid heat up time. Both types of machine deliver outstanding results and the two options exist to suit customers' preferences.



GMX810 stainless steel element toaster pictured

### FEATURES FOR STAINLESS ELEMENTS


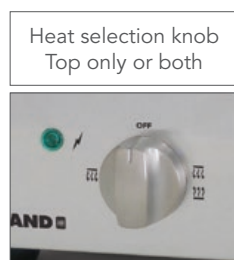

- Dura-life stainless steel elements for prolonged element life
- Good heat retention - continues to radiate some heat after elements turned off to help keep food warm

### SPECIFICATIONS

MODEL	SLICES No.	POWER Watts	CURRENT Amps	TIMER Mins	DIMENSIONS w x d* x h (mm)	RACK DIMENSIONS w x d (mm)	TOASTING HEIGHT Max (mm)
GMX610	6	1960	8.5	5	485 x 315* x 315	355 x 240	79
GMX810	8	2300	10.0	5	585 x 315* x 315	455 x 240	79
GMX815	8	3360	14.6	5	585 x 315* x 315	455 x 240	79
GMX1515	15	3360	14.6	10	690 x 405* x 315	560 x 335	77

\*Depth does not include protruding rack.

### CONTROLS & FEATURES FOR ALL GMX TOASTERS



- Stylish brushed stainless steel body
- Energy regulator control
- 5 minute timer with bell
- Easy-clean removable crumb tray & reflector
- Top and bottom or top only heat selection
- Multiple rack positions

## Grill Max Toaster



### FEATURES FOR GLASS ELEMENTS

- Glass elements heat up quickly and provide instant toasting power
- Wire guard protects glass elements from accidental impact from wire rack movement
- Glass elements are wired in parallel so that the machine continues to operate if one glass element stops functioning
- Top and bottom or top only heat selection

Glass element toaster showing elements operating



### SPECIFICATIONS

MODEL	SLICES No.	POWER Watts	CURRENT Amps	TIMER Mins	DIMENSIONS w x d* x h (mm)	RACK DIMENSIONS w x d (mm)	TOASTING HEIGHT Max (mm)
GMX810G	8	2300	10.0	5	585 x 315* x 355	455 x 240	72

\*Depth does not include protruding rack.

